



HM Government

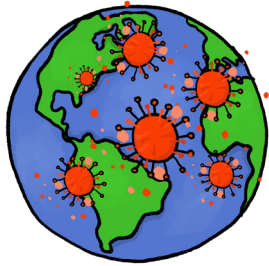


# NHS COVID-19 app



easy  
read


# The NHS COVID-19 app



**COVID-19** or **Coronavirus** is a new disease that is spreading around the world.



An **app** is a computer programme that you have on your phone, tablet or computer, to help you do something.



The new **NHS COVID-19 app** is a free app for your phone.

It will help you and other people to stay safe.



The app will let you know if you've been close to someone who may have Coronavirus.



It will help you to get a test for Coronavirus if you start to feel unwell.



If you may have Coronavirus, the app will tell people you've been close to and tell them what to do.

# Getting the app



The app is free.

You should download it onto your phone.



Do not download it onto an iPad, tablet, laptop or other computer.



Once you have downloaded the app, you should keep your phone with you so the app can work as you move around.



**Your information is safe and private**

The app keeps your personal information safe and private.



It does not tell other people who you are.

And you can't find out who other people are.



The app doesn't know where you are going or keep information about where you have been.

# How to download it

You can download the app by following these 7 steps:



- 1 Open your **browser** on your phone and type in **covid19.nhs.uk**



Your **browser** is what you use to find websites on your phone. Your browser may be called something like 'Safari' or 'Chrome'.



This will take you to a NHS web page that tells you more about the NHS COVID-19 app on the Isle of Wight.



- 2 On the web page you will see links to the Apple App Store and Google Play Store.

These are the places you can download the app from.



**3** If you have an Apple phone, click the link to the Apple App Store.

If you have any other phone, click the link to the Google Play Store.



**4** The app can only be found by clicking the link on the NHS web page.

You cannot find the app by searching for it in your app store.



**5** When you have clicked the link to your app store, click to download the NHS COVID-19 app.




**6** Once the app is downloaded, click to open it.

Then follow the instructions in the app.



**7** If you start to get a high temperature or a new cough, you should open the app and type in how you feel. The app will help you and tell you what to do next.



## Bluetooth

You should have Bluetooth switched on on your phone all the time, so that the app can work properly.


You can check this in the settings on your phone.



## Having problems?

If you are having problems downloading the app onto your phone, ask for help from friends or family.

## For more information



If you need more information, please go to: **[covid19.nhs.uk](https://www.covid19.nhs.uk)**